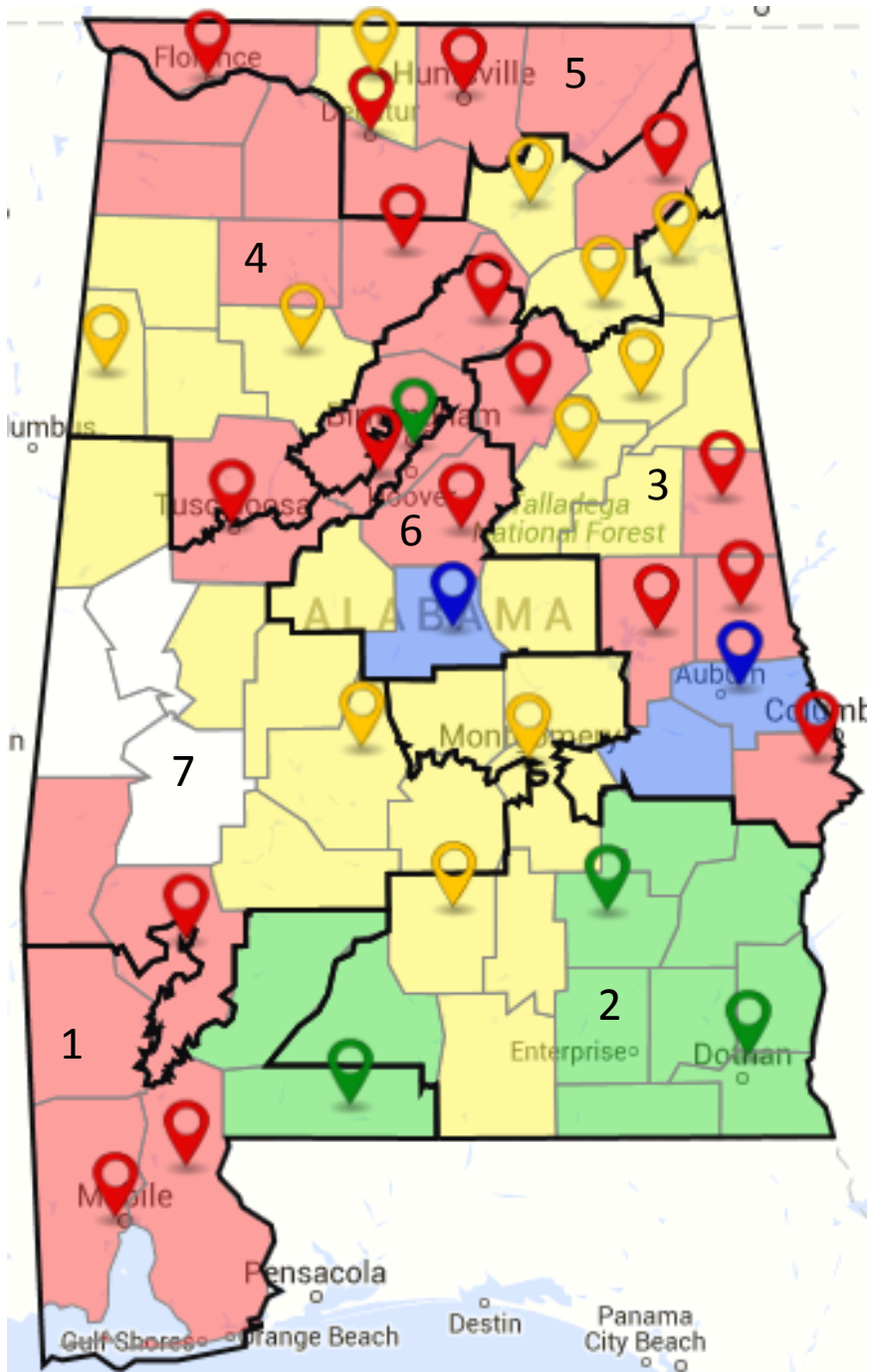






Alabama Children's Advocacy Centers





CAC Locations, Coverage Areas by NCA Membership Status Level, Congressional Districts



National Children's Alliance Membership Status

-  Accredited Member
-  Associate/Developing Member
-  Affiliate Member
-  Non-Member CAC/MDT

 # Congressional District

-  County Served by an Accredited CAC
-  County Served by an Associate/Developing CAC
-  County Served by an Affiliate CAC
-  County Served by a Non-Member CAC/MDT



57% of Counties (38 of 67)
Covered by NCA Member CACs
 36% (24) Accredited
 5% (3) Associate/Developing
 16% (11) Affiliate
 Additional 39% (26) Covered by Non-Member CACs

