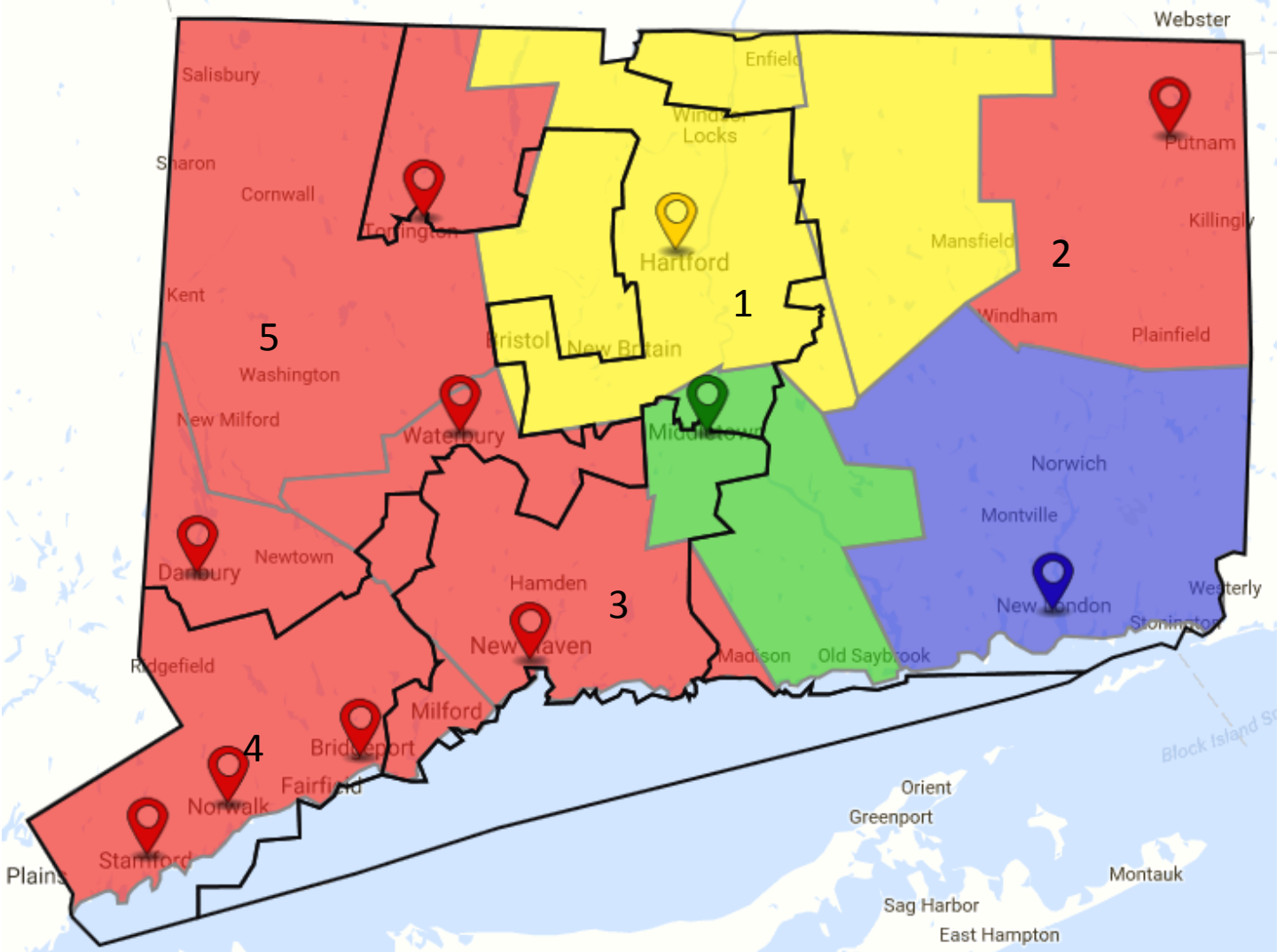










Connecticut Children's Advocacy Centers

CAC Locations, Coverage Areas by NCA Membership Status Level, Congressional Districts



75% of Counties (6 of 8) Covered by NCA Member CACs
 50% (4) Served by Accredited CACs
 12.5% (1) Served by an Associate/Developing CAC
 12.5% (1) Served by an Affiliate CAC
 Plus 15% (2) Served by a Non-Member CAC/MDT

National Children's Alliance Membership Status

- | | | | |
|---|-----------------------------|---|--|
|  | Accredited Member |  | County Served by an Accredited CAC |
|  | Associate/Developing Member |  | County Served by an Associate/Developing CAC |
|  | Affiliate Member |  | County Served by an Affiliate CAC |
|  | Non-Member CAC/MDT |  | County Served by a Non-Member CAC/MDT |

 **Congressional District**

