









# Indiana Children's Advocacy Centers

CAC Locations, Coverage Areas by NCA Membership Status Level, Congressional Districts

## National Children's Alliance Membership Status

-  Accredited Member
-  Associate/Developing Member
-  Affiliate Member
-  Non-Member CAC/MDT

 # Congressional District

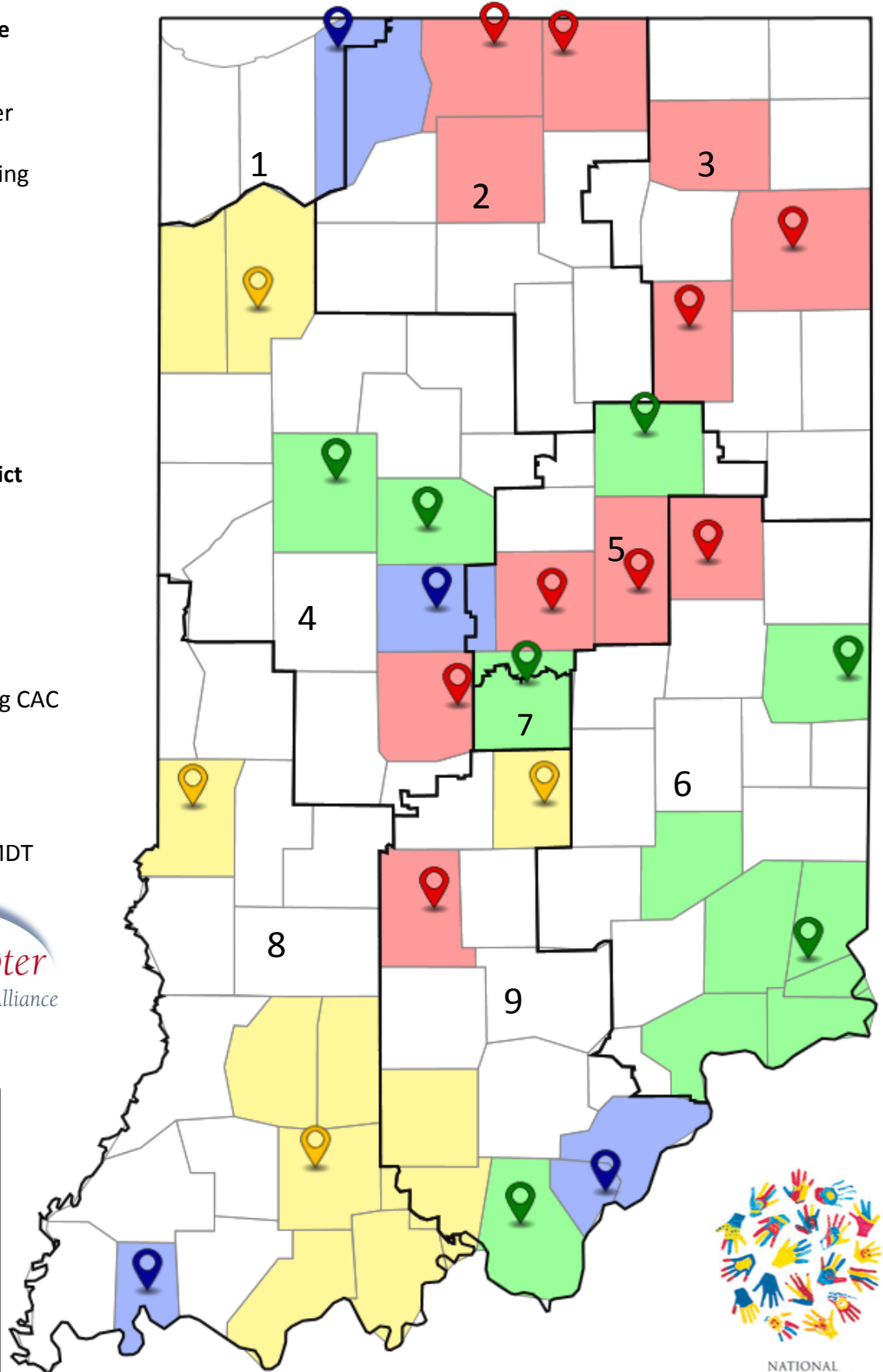
-  County Served by an Accredited CAC
-  County Served by an Associate/Developing CAC
-  County Served by an Affiliate CAC
-  County Served by a Non-Member CAC/MDT



**30% of Counties**  
(28 of 92) **Covered**  
**By NCA Member CACs**

12% (11) Accredited  
5% (5) Associate/Dev  
13% (12) Affiliate

Additional 12% (11) Covered  
by Non-Member CACs



NATIONAL CHILDREN'S ALLIANCE®