

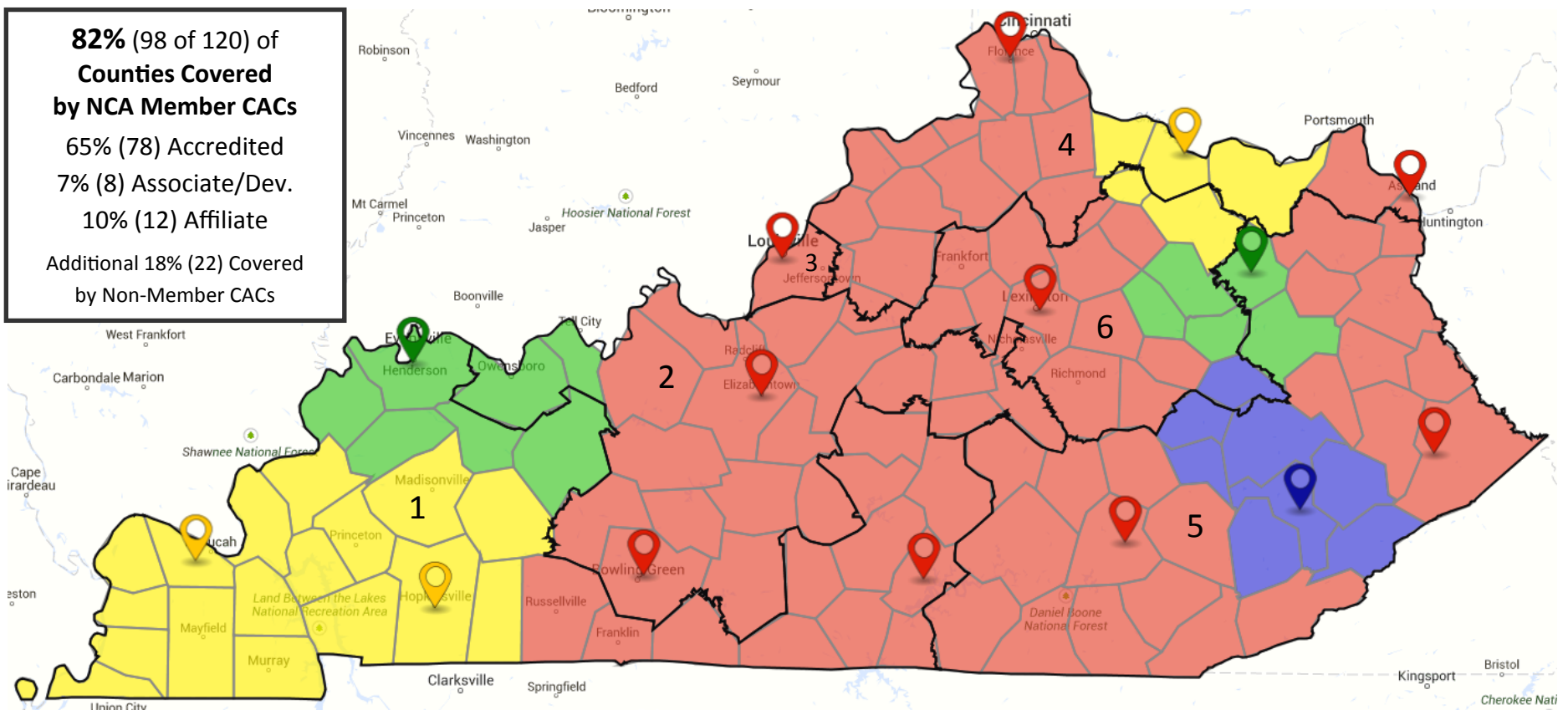
# Kentucky Children's Advocacy Centers

CAC Locations, Coverage Areas by NCA Membership Status Level, Congressional Districts










**82%** (98 of 120) of Counties Covered by NCA Member CACs

- 65% (78) Accredited
- 7% (8) Associate/Dev.
- 10% (12) Affiliate

Additional 18% (22) Covered by Non-Member CACs



## National Children's Alliance Membership Status

- |   |                             |   |                    |   |  |
|---|-----------------------------|---|--------------------|---|--|
|  | Accredited Member           |  | Affiliate Member   |  | County Served by an Accredited CAC           |
|  | Associate/Developing Member |  | Non-Member CAC/MDT |  | County Served by an Associate/Developing CAC |
|   |                             |   |                    |  | County Served by an Affiliate CAC            |
|   |                             |   |                    |  | County Served by a Non-Member CAC/MDT        |
-  # Congressional District

