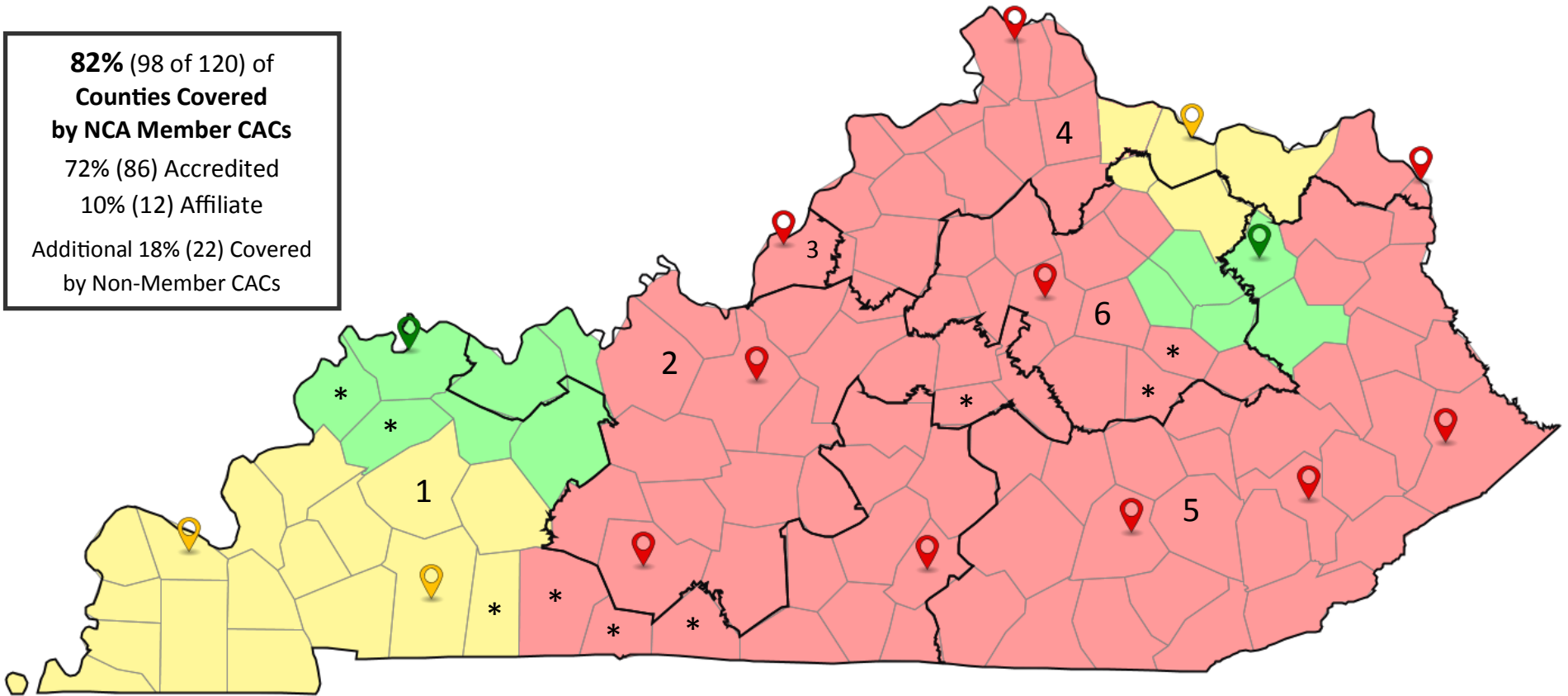





# Kentucky Children's Advocacy Centers




CAC Locations, Coverage Areas by NCA Membership Status Level, Congressional Districts

**82%** (98 of 120) of Counties Covered by NCA Member CACs  
 72% (86) Accredited  
 10% (12) Affiliate  
 Additional 18% (22) Covered by Non-Member CACs



## National Children's Alliance Membership Status

-  Accredited Member
-  Affiliate Member
-  Non-Member CAC/MDT

-  County Served by an Accredited CAC
-  County Served by an Affiliate CAC
-  County Served by a Non-Member CAC/MDT

# Congressional District

\* County is working on formalizing a multidisciplinary protocol to improve services.

