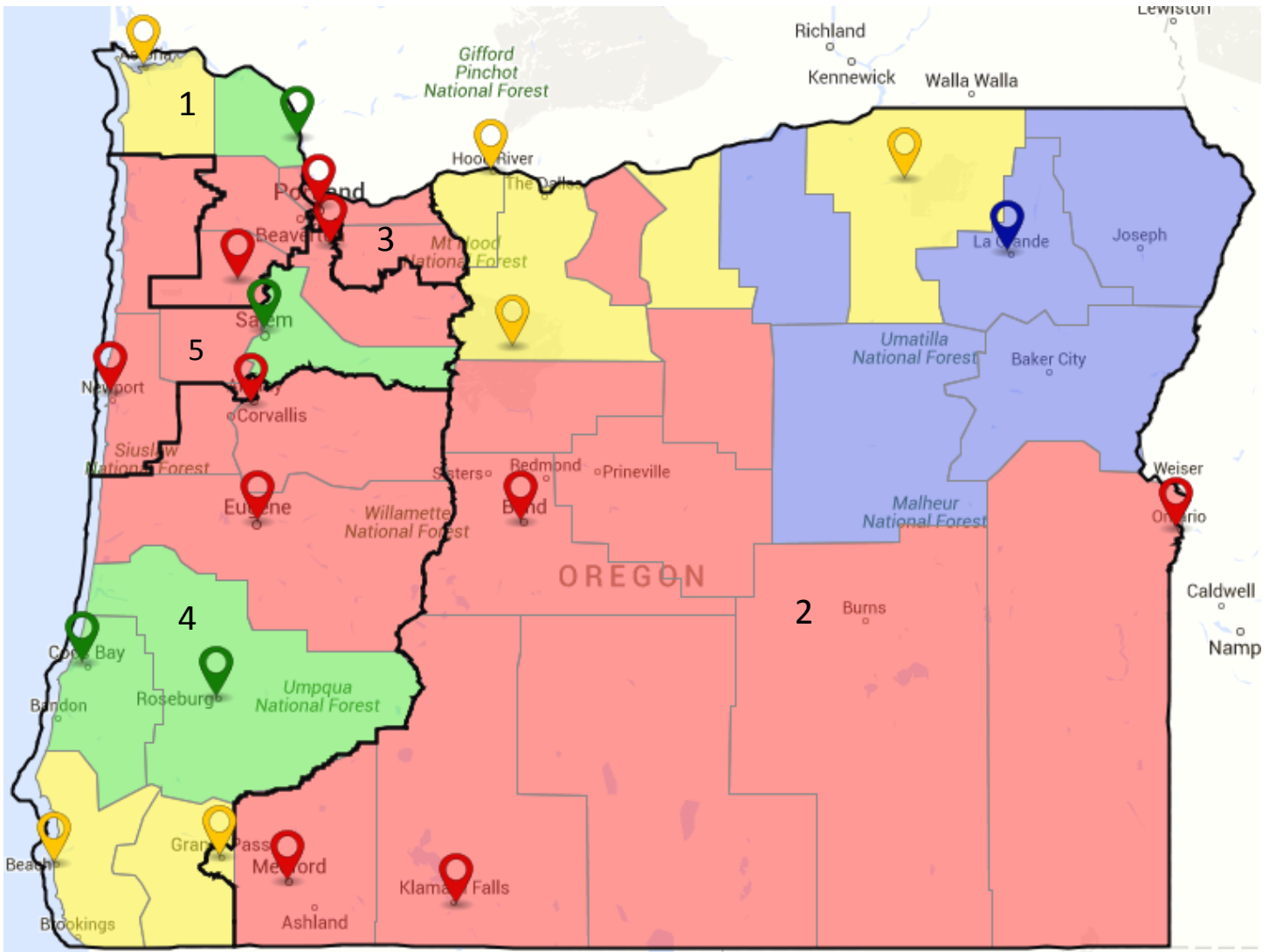










Oregon Children's Advocacy Centers

CAC Locations, Coverage Areas by NCA Membership Status Level, Congressional Districts



Congressional District

National Children's Alliance Membership Status

- | | | | |
|--|-----------------------------|---|--|
|  | Accredited Member |  | County Served by an Accredited CAC |
|  | Associate/Developing Member |  | County Served by an Associate/Developing CAC |
|  | Affiliate Member |  | County Served by an Affiliate CAC |
|  | Non-Member CAC/MDT |  | County Served by a Non-Member CAC/MDT |

81% of Counties (29 of 36)
Covered by NCA Member CACs
 56% (20) Accredited
 14% (5) Associate/Developing
 11% (4) Affiliate
 Additional 19% (7) Covered by Non-Member CACs

