









# Vermont Children's Advocacy Centers

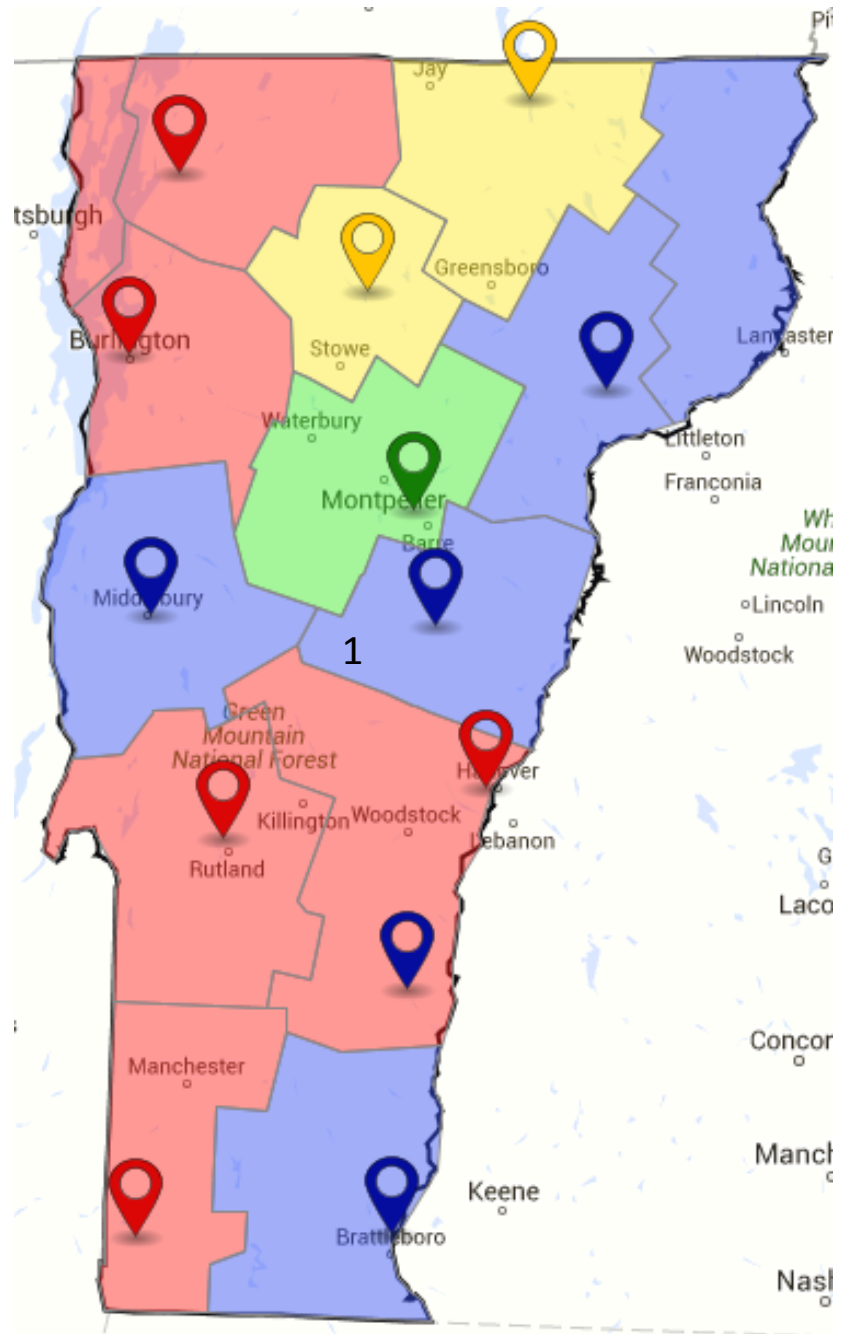
CAC Locations, Coverage Areas by NCA Membership Status Level, Congressional Districts

## National Children's Alliance Membership Status

-  Accredited Member
-  Associate/Developing Member
-  Affiliate Member
-  Non-Member CAC/MDT

## # Congressional District

-  County Served by an Accredited CAC
-  County Served by an Associate/Developing CAC
-  County Served by an Affiliate CAC
-  County Served by a Non-Member CAC/MDT



**86% of Counties (12 of 14)  
Covered by NCA Member CACs**

- 43% (6) Accredited
- 36% (5) Associate/Dev
- 7% (1) Affiliate

Additional 14% (2) Covered  
by Non-Member CACs

