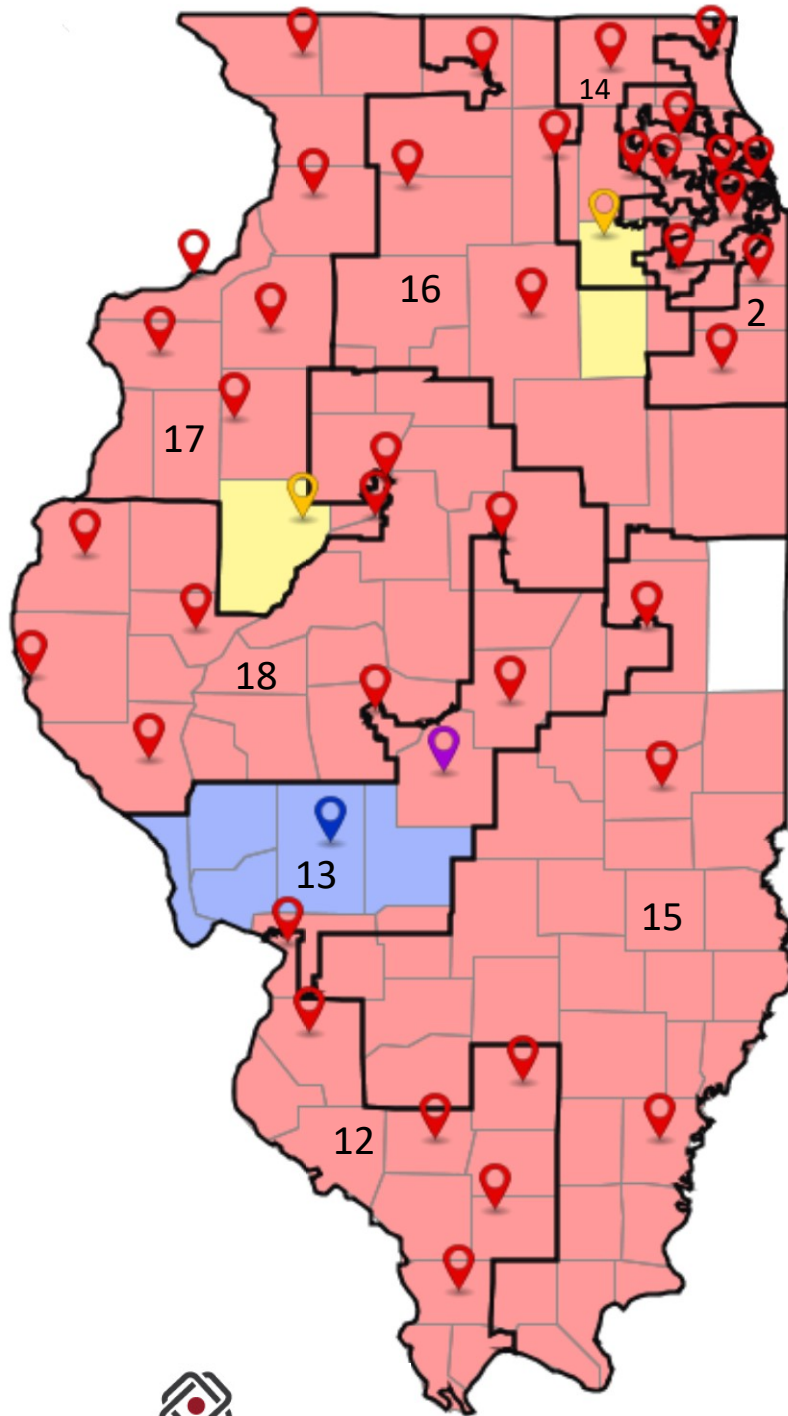






# Illinois Children's Advocacy Centers




CAC Locations, Coverage Areas by NCA Membership Status Level, Congressional Districts



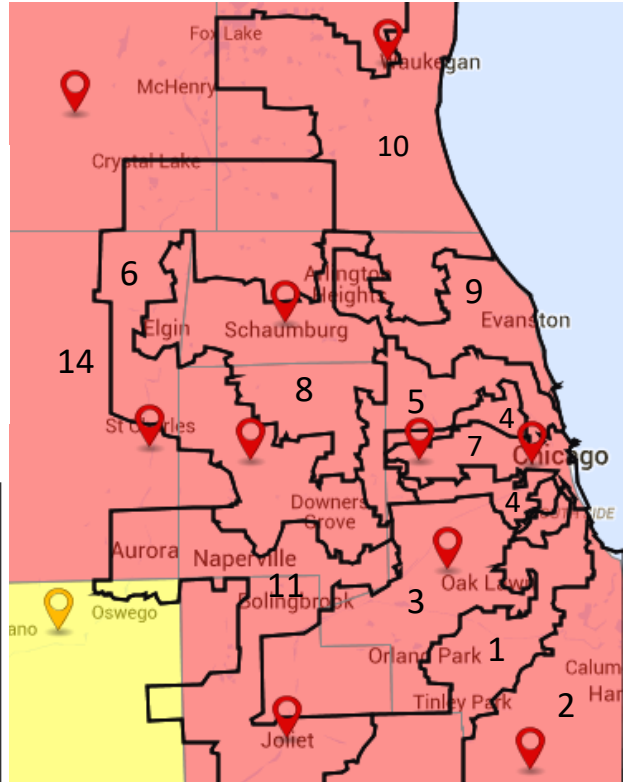
## National Children's Alliance Membership Status

-  Accredited Member
-  Satellite of an Accredited CAC
-  Associate/Developing Member
-  Non-Member CAC/MDT

# Congressional District

-  County Served by an Accredited CAC
-  County Served by an Associate/Developing CAC
-  County Served by a Non-Member CAC/MDT

## Chicago Metropolitan Area



  
**CACI**  
 Children's Advocacy Centers of Illinois  
 leading • educating • collaborating

  
 NATIONAL CHILDREN'S ALLIANCE®

**96% (98 of 102) of Counties Covered by NCA Members**  
**91% (93) by Accredited CACs**  
**5% (5) by Associate CACs**  
  
 3% (3) Additional Counties are Covered by Non-Members